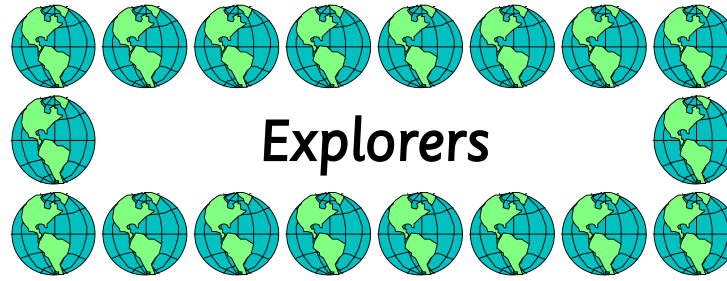


## Key Books



### Explorers/Winter

Over this next half term we will be leaning about winter and exploring some of the colder parts of our world. We will explore the outdoors and learn about the season of winter and how it is different to the other seasons. We will read stories about ice and create our own ice freezing experiments. As the weather gets colder we will also take part in the RSPB Bird Watch and learn how we can help animals survive in the cold. We will also use our imaginations to explore the polar regions and find out about the animals that live there.



## Explorers

### Key Vocabulary

Weather

Season

Winter

Ice

Explore

Liquid

Solid

Melt

Freeze

Snowflake

Experiment

Arctic

Antarctic

Celebration

Festival

Belief

Tradition

Map

Globe

Famous

Scientist



Observe

## Special Events



### New Beginnings

As we return to school we will talk about our hopes for 2023 and discuss what a resolution is. Later in the term it is the start of the Chinese new Year, we will find out about it's origins and how it is celebrated.



### Significant People

Ernest Shackleton, Captain Scott, Felicity Aston

## Physical Development


### Gross Motor skills

In PE we are focusing on gymnastics where we will learn to hold different shapes and how to jump. The children have daily access to the outdoors where we will continue to explore moving in different ways

### Fine Motor Skills

We are continuing to build our fine motor skills through pen Disco, Playdough disco and handwriting sessions. We are focusing on the anticlockwise direction.

We will use scissors to cut around shapes learning how to move the object as we cut.



Subitising is the ability to look at a small number of objects and instantly recognise how many objects there are without needing to count.

Our brains can only easily subitise numbers up to five – this is **perceptual subitising**. Anything above five is **conceptual subitising**.



Questions to ask at home: Can you see any number spot patterns? How can you use it to subitise and count the full amount?

## Mathematics

We will continue to deepen our understanding of the number system and how numbers are composed. The children will begin to recall the number bonds to 5 using the mental imagery they have built up of the patterns in numbers.

We will learn how to compare numbers using the language of more, less/fewer and how we can compare weight, height, length and capacity.

## Expressive Art and Design

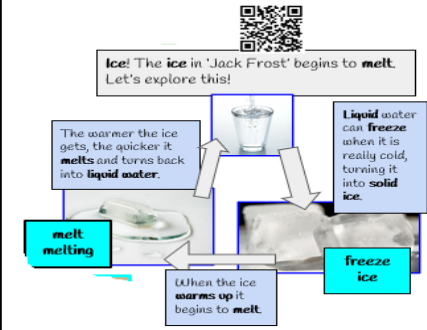
**Attaching/ modelling**— We will learn to join different materials using different joining techniques (PVA, Glue sticks, split pins, tape) to create new effects. We will make masks for Chinese new year and join materials together.

**Observation**— We will learn to look closely at the details and use our drawing techniques to add details to our pencil drawings. We will learn to join other materials such as collage to add texture to our pictures

**Music**—We will learn songs/ poems and add actions and instruments.

## Understanding the World

We will explore the seasons and through our learning in winter we will become scientist and learn about how water can form into ice and how this can be melted



We will then learn about the Icy regions of the world and the animals that live there. We will find out about the explorers that have travelled there and see our imagination to go on our own expedition.

## Phonics (Reading)

We continue to follow the Sounds Write phonics program. We will begin by recapping the Initial Code that we have previously learnt and reading words with 3 sounds CVC. We will then begin to read words with 4 sounds (CVCC and CCVC).

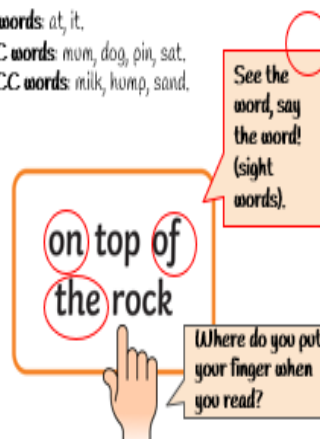
We will also begin to understand that two letters can make one sound (digraph) ff, ll, ss, zz.

### Digraph

Two letters that make one sound, Eg ll in pull

VC words: at, it.  
CVC words: mom, dog, pin, sat.  
CVCC words: milk, hump, sand.

"Look at the letter, make the sounds and blend the sounds together"



See the word, say the word! (sight words).

Where do you put your finger when you read?

## Phonics (Writing)

We will use our phonics to continue writing words and the children will begin to compose whole sentences using the sounds they know. We will do this by

1. Thinking of a sentence
2. Repeating and counting the words on our fingers
3. Say each word in turn, segmenting the sounds and repeating for each word.

Can you practice writing the letters of the alphabet using the handwriting formation sheets sent home?

