







Key Books



Good to be Me

Key Vocabulary

Family	Respect
Belong	Build
Special	Design
Unique	Construct
Similar	Autumn
Difference	Harvest
Home	Diwali
Grow	Belief
Baby	Religion
Child	Artist
Adult	Combine

Good To be Me

Learning Experiences

Over the first term we will be settling in to our new classroom. We will tour the school and learn about rules and routines of our new class.

We will be talking about families and what makes us unique. We will draw portraits and talk about how we have changed.

We will talk about our local community and the types of homes we live in. Towards the end of the term we will look for the first signs of Autumn.

Special Events



Halloween, Harvest

Other Experiences

We will learn about how some people celebrate Halloween. We will explore pumpkins and create our own magical potions .

We will also find out about farming in the past and find out about the traditions of harvest.



Significant People

Myself and Our Families

Personal, Social and Emotional Development

Over the first half term our main focus is settling into our new classes during our circle times we will play lots getting to know you games and learn each others names and discuss what makes us special. We will begin to build our class community and learn new rules and routines. We will care for ourselves and others and learn about how to keep ourselves safe and healthy (hand washing, brushing teeth etc.).



Scan to watch NHS hand washing

Physical Development

The children will have access to the outdoor area daily and gross and fine motor activities are available throughout the provision. We will also take part in short active sessions to build up our motor skills.

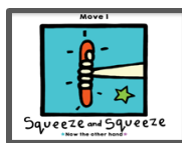
Squiggle Wiggle: Gross and fine motor movement using wavy lines, zig zag lines and arches.




Dough Disco : Fine motor control using dough to practise squeezing, balling the dough, separating each finger to push the dough and also rolling a sausage shape.



Ball it and ball it



Squeeze and Squeeze



Let's make a SauSage!

Scan for an example of Dough Disco



Physical Development

We will be playing listening and attention games PE that will involve the children negotiating the space around them, carefully changing direction etc.

Mathematics

In Maths our main focus will be the accurate subitising of small amounts and beginning to understand how numbers are made (composition) and how they can be partitioned into other amounts. We will explore numbers using the number blocks, numicon and dot patterns.



Subitising: is the rapid, and accurate judgments of small amounts

In addition we will begin to discuss time and the order of the day using the language of today, tomorrow, next week etc. We will also use

Phonics


As the children settle over the first 2 weeks we will revisit and recap the Phase 1 phonics from Nursery to reinforce good listening and oral blending and segmenting.

Once the children have settled in we will begin our new phonics scheme Sounds Write. During the first term we will learn the letters in the first 3 units (a, i, m, s, t, n, o, p, b, c, g, h) in phonics we learn the sounds in this order to allow the children to read and write whole words from the start. There will be a meeting within the first few weeks to explain our phonics scheme further)

Oral blending - this is when you blend the sounds together to say the word (c-a-t...cat).

Expressive Art and Design

We will be learning how to mix colours using the artwork of Wassily Kandinsky to inspire our art.



We will also use the work of Andy Goldsworthy to inspire our nature art and learn how to combine Materials.

On the workbench we will learn how to safely use the hammer to join pieces of wood. We will also look carefully at details when we draw our family portraits.

<u>Stimulus</u>	<u>Possible Enhancements to Pro- vision</u>	<u>Wider Curriculum Skill Based</u>	<u>Phonics</u>	<u>Maths</u>
We Are all Welcome	Settling in adults will model areas throughout transition School Tour	Settling in circle time games	Baseline Phase 1	Baseline Counting games
My Friends and Me	Small world families Talk about changes from a baby to now.. Look after babies in the home corner.	Pen pictures of our families	Baseline Phase 1	Subitising
Mixed	Colour sorting Mixing colour outside using chalk / water and large tools	Kandinsky creating new colours	Unit 1	Counting 1-1
The Three Little Pigs	Small world retell Construction play Play dough houses Shape homes	Woodwork homes	Unit 1	Composition of 1-4
Tidy	Identify leaves Tidy up songs Use I pads to find out about animal homes Matching Animals to their homes	Forest animal using autumn art link to Goldsworthy and the artist from last year	Unit 2 (is, a)	Subitising
The Little Red Hen (Harvest)	Small world story tray Animal masks Planting vegetables in the outdoor area	Following a recipe to make bread.	Unit 2 (is, a)	Comparison
Room on the Broom	Potion making Halloween dress up Spooky counting Story props, puppets Orange/black playdough	Bubbling potions science	Unit 3 (the, I)	My Day (Time)