

Passport Activity Newsletter



Easter 2023

Welcome to the **Easter edition** of our Rotherham CU Passport Activity Newsletter. We'll be publishing a CU Passport Activity Newsletter just before each school holiday, packed full of fun activities and ideas to keep you busy – in this version, you can find cookery, history, science, coding, arts and crafts, dance and drama and multi-sports.



In our newsletters, you'll find activities taking place across the town in the school holidays – and if your child has a Passport to Learning, they'll be able to earn CU credits for taking part in all of them! Some of the activities are FREE while some will need to be paid for, and some require booking in advance. We would always recommend contacting the Learning Destination (approved activity provider) before making a special journey to join them, and you can find contact details of ALL of our Learning Destinations here:

www.childrensuniversity.co.uk

During 2020 and 2021, our friends at Sheffield CU published daily CU Home Learning Challenges and reached **98** of them by the end of the school year! You can find them and more here:

<https://bit.ly/SCUHomeLearningChallenges1-98> <https://bit.ly/SCUWeeklyEssentialSkillsChallenges> We'll be sharing a selection of them in these newsletters, so why not have a go at completing them at home? You'll need to take your work into your school to show the staff, and why not tell them about all the things you learned, and how you developed a range of skills by completing the challenges? They'll give you an activity stamp code so you can enter it onto CU Online and claim your CU credits towards your next award.

If you see challenges published by other CUs, then do feel free to complete them too. To claim your CU credits for these, you'll need to show your work to your teacher in school, then they'll be able to give you your CU activity stamp code to add to CU Online.

You can find Learning Destinations in Rotherham and beyond at www.childrensuniversity.co.uk or see our latest list at the end of the newsletter, as well as in Sheffield and Doncaster too, so why not visit some of them and collect EVEN MORE CU credits in your Passport to Learning? We're welcoming new Learning Destinations to Rotherham all the time – see details later in the newsletter, on how you can nominate an activity provider to join us! Make sure you're following us on Twitter for our Rotherham CU news!



Did you know?

The Passport to Learning is your key to exciting learning activities in and beyond Rotherham!

Looking for a new activity to try? Want some ideas for things to do nearby? Are you having a trip out somewhere? Going on holiday? Visiting friends and family? You can collect CU credits at museums, castles, forests, coastlines, mountains, cathedrals, zoos and lots of other famous landmarks in Rotherham and right across the UK.



1. Get ready!



- **Get a Passport to Learning.** Ask in school how you can do this.
- **Visit the website:** www.childrensuniversity.co.uk/activity-search

2. Get in on the action!



- **Use the website to find details of Learning Destinations** before you go. Why not refresh your search whilst you're out and about?
- **Visit them and learn lots!** Look out for structured learning activities such as trails, talks by experts, quizzes and workshops (remember: **only** these structured activities count towards CU credits).



3. Get your CU credits!

- **Collect your CU Activity Stamp.** Ask a member of staff at the Learning Destination for the code. Record it in your CU Passport to Learning.
- **Claim your CU credits.** Log into CU Online, enter your Activity Stamp Code and see your credits increase. Why not review the activity (tell us what you learned and what you thought about it), and we'll award some extra credits! Ask in school if you need any help.




Home Learning Challenges!

 Sheffield CU published 98 Home Learning Challenges during the summer last year – everything from making sock puppets to mini Olympics, and curating your own museum to making slime!

Find them all here:

<https://bit.ly/SCUHomeLearningChallenges1-98>



They published 5-part collections of challenges themed around the seven continents of the world!

Find them all here: <https://bit.ly/CUContinentsChallenges>

 They published collections of Home Learning Challenges for the school holidays. Find them here:

Christmas holidays:

<https://bit.ly/SCUWinterHomeLearningChallenge2020>

February holidays:

<https://bit.ly/SCUFeb2021HomeLearningChallenge>

Easter holidays:


<https://bit.ly/SCUEaster2021HomeLearningChallenge>

Spring holidays: <https://bit.ly/SCUSpring2021HomeLearningChallenge>



They have published a series of Home Learning Challenges focusing on essential life skills we believe every child and young person should be developing. These continue to be published on their social media channels on a Monday and Friday during Term Time in 2020/21.

Find them here: <https://bit.ly/SCUWeeklyEssentialSkillsChallenges>

 To claim your CU credits, you'll need to show evidence of your learning to a member of staff in your school, so they can give you a CU Activity Stamp Code in your Passport to Learning. You can claim your credit using the code on CU Online.

CU Home Learning Challenge: Easter Chocolate Challenge!

You will need:

- 225g chocolate broken into pieces (you might have some left over from Easter?)
- 2 tablespoons of golden syrup (optional)
- 75g cereals (Rice Krispies or corn flakes are perfect)
- Sweets to decorate your nests
- Paper bun cases (12 should be OK)
- Mixing bowl, weighing scales, wooden spoon, saucepan, muffin tin

Step 1: Put a bun case in each hole in the muffin tin

Step 2: Ask an adult to help here. Melt the pieces of broken chocolate, golden syrup and butter in a mixing bowl over a saucepan of gently simmering water (do not let the base of the bowl touch the water). Stir the mixture until it is smooth.

Step 3: Remove the bowl from the heat and gently stir in the cereals until it's all coated in the chocolate...yum!



Step 4: Divide the mixture between the paper cases. Estimate how many spoonfuls you think the mixture will divide into. Were you right?

Step 5: Decorate your chocolate nests by adding a few sweets to the top of each one. Make sure they all have the same number of sweets on - you don't want any arguments! Can you work out how many sweets you'll need all together, if each nest had 3 sweets on? Put them in the fridge to chill for 1 hour. Enjoy!


You can collect **1 CU credit** for completing this task. To claim your credit, show evidence of your learning to your teacher in school. They'll give you your CU Online Activity Stamp Code and you can enter this onto CU Online to claim your credit. If you need more help, ask in school! We can't wait to see your work!

Which skills will I be developing?

Main skill



Additional skills



CU Home Learning Challenge:

History at Home!

Covid-19 was a major event which will become an important history lesson for children in the future. But for now, we want you to find out about the history of your own family! There are lots of stories to be heard from all generations so now is a perfect time to capture them, so this challenge has three parts. Who makes up your family? What was life like for your older relatives when they were your age? And ask them to tell you about an important news event from the past. There lots to be learned, so let's get going...

You will need:

- A computer, tablet or phone to interview your older relative (if they don't live in your home)
- Paper (some smaller pieces and a large piece if you have a big family, maybe some leftover wallpaper?)
- Pens, pencils, crayons

Part One: Our Family Tree (1 CU credit)

Talk to your parent/carer about your relatives. What are/were their names? Did they get married? Did they have any children? Each time a woman has a baby, that creates another 'generation' in their family. This new generation is represented on a different level on a Family Tree like on the picture.

Step 1: Start with yourself at the bottom of the page and write your name (you could even draw a self-portrait or cut and stick a photo in here?). If you have any brothers or sisters, add them on the same row as you (to the left or right).

Step 2: On the next level up, add in your parent/s. If they have any brothers or sisters (your aunts and uncles), add them on the same level (to the right or left). If your aunts/uncles had children (your cousins), add them underneath but on the same level as you - they are the same generation as you.

Step 3: Above your parent/s, add in their parent/s (your grandparents), and so on.

Step 4: Draw lines between them to show the links like on the picture. How many generations can you add to your family tree? You'll need to ask your family members for the information, or you could research your family tree with an adult's help, using a website such as www.ancestry.co.uk (14 day free trial but then you have to pay after this time). Decorate your family tree when you're finished. You could always try and learn a little more about each person in your family tree.



CU Home Learning Challenge: History at Home!

Part Two: My Family Member (1 CU credit)

We'd like you to become a reporter! Choose a family member who is older than you - a parent or grandparent, an auntie or uncle or even a great grandparent.



Step 1: Think about your life now - your home, your school, transport, holidays or day trips, favourite things to do to keep busy, etc. Write a few questions down to help you interview them and compare their life with yours (we've given you some suggestions below to help you).

Step 2: Arrange a time to talk to your relative (by phone or web if they don't live with you), and ask them your questions. Make a few notes to help you remember their answers. Make sure you tell them your answers too - I wonder if they will be the same? If they are different, talk about why.


Ask if they have any photos they could send to you?

Step 3: You might want to present the information you found out? You could create a newspaper-style poster as if you were a reporter, interviewing your relative.

Collate some photos into a display? You could write a list of the similarities and differences. You could create a short film or video about your lives across the generations? It's up to you

Example questions you might want to ask...

- What was your school like? (classroom, teacher, school dinners, playtime, etc.)
- What was your home like? (rooms, kitchen, bathroom, outside, etc.)
- Did you have any jobs to do at home?
- What were your clothes like?
- What did you like to play with?
- What was your favourite book/film/music?
- Did you go on any day trips or holidays?



CU Home Learning Challenge: History at Home!

Part Three: A News Event in History! (1 CU credit)

The Coronavirus was a major event and it will form part of our history as a country and across the world. Your children and grandchildren will learn about this in their classrooms in the future. In the meantime...

Step 1: We want you to get chatting to an older relative about a major news event that happened before you were born. It might be a sporting event, a time when the weather was weird, a war, the Queen's Coronation, or even when something was discovered. Find out...

- What happened and where
- Why it happened
- The effect it had on the country (people, buildings, environment, etc.)
- How things changed after the event



Step 2: Think about how to present the information. You could draw a picture, write a page from a newspaper, create a short film/video as if you were a news reporter. Could you write a story about a child living through that moment of history?


You can collect **1 CU credit** for completing each part of this task – **3 altogether!** To claim your credit/s, show evidence of your learning to your teacher in school. They'll give you your CU Online Activity Stamp Code and you can enter this onto CU Online to claim your credit. If you need more help, ask in school! We can't wait to see your work!

Which skills will I be developing?

Main skill



Additional skills



CU Home Learning Challenge:

Frozen Flower Eggs!

Here's a great idea to create beautiful ice sculptures using wild flowers and egg shells! So, next time you're baking or cooking with eggs, crack them with care and you'll be ready to go...

You will need:

- A clean eggshell (with only a small amount broken off the top)
- An egg box
- Some small flowers, leaves, etc.
- String, wool or thread and scissors
- Water
- Freezer



Step 1: When cracking open an egg, try to break only the smallest section you can from the top. Empty out the egg for cooking. Throw the small top bit of shell away and wash the remaining egg shell out carefully.

Step 2: From your garden or when out on a walk, collect some small flowers or leaves - the smaller the better. Try and choose a range of bright colours and shapes. Daisies and dandelions work really well!



Step 3: Break off the flower stems (you only really need the flower heads), and put some into the egg shell. It needs to be quite full.

Step 4: If you want to be able to hang your egg later, cut a short piece of string, wool or thread, about 10cms long, and drop one end into the egg (quite far down). Leave the other end dangling out of the egg.

Step 5: Fill with water close to the top (but not right to the top). Remember, water expands (gets bigger) when it freezes, so don't over-fill it!

Sit your egg shell in the egg box to keep it upright.

Step 6: Repeat with more eggs if you wish, then put the egg box carefully into the freezer, and wait...

Step 7: Once the water is frozen, remove the egg box and take out the egg. Ask an adult to help you run the egg shell part under a hot tap for a few seconds (be careful not to scald your hand). Then very carefully, peel away the shell to leave the beautiful ice sculpture!



Step 8: If you added string, hang the sculpture somewhere and take a good look at the flowers inside! You might want to put an empty bowl underneath as the ice will begin to melt and drip! Maybe you could take a picture of the sculpture from different angles and see how the light affects the colours etc.?


You can collect **1 CU credit** for completing this task. To claim your credit, show evidence of your learning to your teacher in school. They'll give you your CU Online Activity Stamp Code and you can enter this onto CU Online to claim your credit. If you need more help, ask in school! We can't wait to see your work!

Which skills will I be developing?

Main skill



Additional skills




CU Home Learning Challenge:

Coding for Kids - part 2!

This is the second part of our 'Coding for Kids' Challenge! (find the first one here: <https://bit.ly/SCUChallenge76>)

Coding is a really important skill - it's being able to work out step-by-step instructions (an 'algorithm'), spotting and developing patterns ('programming'), and working out where they might have gone wrong ('debugging'). Part 1 set us up with the basics, so once you've mastered them, have a go at this one where you'll learn skills in 'logical reasoning' – (explaining why something happens). You'll also learn about 'decomposition' (breaking down a task into smaller, more-manageable parts) and 'persevering' (being determined, resilient, and never giving up) - great skills for life!



You will need:
 - Paper and pencil

Step 1: Use the table to work out the message below. You might need to fill in the gaps first?

A	B	C	D	E	F	G	H	I	J	K	L	M
	2			5							12	13
N	O	P	Q	R	S	T	U	V	W	X	Y	Z
		16						22				26

23, 5 8, 15, 16, 5 25, 15, 21 1, 18, 5 5, 14, 10, 15, 25, 9, 14, 7

20, 8, 9, 19 3, 15, 4, 9, 14, 7 3, 8, 1, 12, 12, 5, 14, 7, 5

Step 2: Coding is really writing a set of instructions using numbers. Create your own code using letters and numbers first, then decide on a message. Write the numbers down for a member of your family to decode!
 What will your message be? **(Turn over the page for Step 3...)**

A	B	C	D	E	F	G	H	I	J	K	L	M
N	O	P	Q	R	S	T	U	V	W	X	Y	Z

Which skills will I be developing?


Main skill



Additional skills



You can collect **1 CU credit** for completing this task. To claim your credit, show evidence of your learning to your teacher in school. They'll give you your CU Online Activity Stamp Code and you can enter this onto CU Online to claim your credit. If you need more help, ask in school! We can't wait to see your work!



Step 3: Now you're used to coding and de-coding, have a go at this one...

Code breakers activity worksheet

First, can you decipher the code? Next, some of the words are in the wrong place.
Can you rearrange your jumbled up code so it makes sense? Hints: it is a rhyming verse.
The first line is correct. **1 = a, 26 = z**

1, 19	19, 15, 15, 14	1, 19	23, 15, 12, 6	2, 5, 7, 1, 14	20, 15	6, 5, 5, 12	
20, 8, 1, 20	8, 5	13, 5, 1, 12	12, 9, 11, 5	1	4, 5, 3, 5, 14, 20	23, 15, 21, 12, 4	
8, 5	23, 5, 14, 20	1, 14, 4	7, 18, 1, 14, 4, 13, 1, 19	15, 14	11, 14, 15, 3, 11, 5, 4	4, 15, 15, 18	
15, 16, 5, 14, 5, 4	7, 18, 1, 14, 4, 13, 1	23, 8, 5, 14	9, 20	19, 8, 5	19, 1, 23		
20, 8, 5	19, 8, 1, 18, 16	23, 8, 9, 20, 5	8, 15, 18, 18, 9, 4	20, 8, 5	20, 5, 5, 20, 8	7, 18, 9, 14	
1, 14, 4	3, 15, 13, 5	19, 1, 9, 4	13, 1, 25	9	23, 15, 12, 6, 9, 5	9, 14	
16, 15, 15, 18	20, 5, 18, 18, 9, 6, 9, 5, 4	23, 1, 19	7, 18, 1, 14, 4, 13, 1, 13, 131				
8, 5, 19	19, 8, 5	20, 15	5, 1, 20	13, 5	21, 16	3, 18, 9, 5, 4	7, 15, 9, 14, 7
1, 14, 4	1, 2, 19, 15, 12, 21, 20, 5, 12, 25	23, 1, 19	19, 8, 5	18, 9, 7, 8, 20			
8, 5	2, 9, 20, 5	8, 5, 18	21, 16	9, 14	15, 14, 5	2, 9, 7	1, 20, 5

Answer sheet

as	soon	as	Wolf	began	to	feel	
that	he	<i>would</i>	like	a	decent	<i>meal</i>	
he	went	and	<i>knocked</i>	on	<i>Grandma's</i>	door	
<i>when</i>	Grandma	<i>opened</i>	it	she	saw		
the	sharp	white	<i>teeth</i>	the	<i>horrid</i>	grin	
<i>and</i>	<i>Wolfie</i>	said	may	I	come	in	
poor	<i>Grandmamma</i>	was	<i>terrified</i>				
he's	<i>going</i>	to	eat	me	up	<i>she</i>	cried
and	<i>she</i>	was	<i>absolutely</i>	right			
he	<i>ate</i>	her	up	in	one	big	<i>bite</i>

As soon as Wolf began to feel
That he would like a decent meal,
He went and knocked on Grandma's door.
When Grandma opened it, she saw
The sharp white teeth, the horrid grin,
And Wolfie said, 'May I come in?'
Poor Grandmamma was terrified,
'He's going to eat me up!' she cried.
And she was absolutely right.
He ate her up in one big bite.

Barefoot would like to thank the publishers Penguin for allowing us to use this poem written by Roald Dahl as a resource.
The verse has been extracted from "Little Red Riding Hood and the Wolf" from the "Revolt Rhymes" collection.

CU Home Learning Challenge:

Bottle Bowling!

Ten-pin bowling is a great game to play on your own or with friends or family! Roll a ball to knock down as many 'pins' or 'skittles' as you can. Write down your score each time and add them up at the end - Who will have the biggest score and win? Have a go at making your own ten-pin bowling using a few recycled items!

You will need:

- Ten empty, clean plastic bottles
- A ball
- Paint or coloured paper, or white paper and colouring pencils/pens
- Sticky tape or glue
- Paper and pencil or pen




Step 1: Ask an adult to help you save ten plastic bottles (although 6 will work fine). If they're all the same size, that's even better but not essential

Step 2: Wash them all out and leave to dry - keep the screw tops though! These will become your 'pins' or 'skittles'

Step 3: Decorate your bottles. You could pour a little paint inside a bottle, screw on the lid and roll the paint around inside until all the bottle is covered. Remove the lid and let it dry. You could cut out shapes or numbers and stick them to the bottle. However you choose to decorate them is fine

Step 4: Find a ball which is large enough to knock at least one of the 'pins' or 'skittles' over

Step 5: Arrange your bottles in a triangle shape, so that the point is nearest to you...



Step 6: Take it in turns to roll the ball towards the 'pins' or 'skittles', trying to knock down as many as you can. Count how many you knock down and record that score. Have 5 turns each then add up your score. Who had the highest score? They are the winner!

Step 7: Make it easier by standing the 'pins' or 'skittles' closer together. Make it harder by moving them further apart, or rolling your ball from further away. You could even add a little water into each bottle to make it harder to knock them over! Or add a number to each bottle - if you knock that bottle over, you receive that number of points. Add your points up each time.

You can collect **1 CU credit** for completing this task. To claim your credit, show evidence of your learning to your teacher in school. They'll give you your CU Online Activity Stamp Code and you can enter this onto CU Online to claim your credit. If you need more help, ask in school! We can't wait to see your work!

Which skills will I be developing?

Main skill



Additional skills



EASTER CRAFT



6th
APRIL

10:30

Thursday 6th April at 10:30
Mowbray Gardens Library
01709 370038 for more info.



www.rotherham.gov.uk/libraries



Clifton Park Museum, Rotherham

Free drop-in session for children aged 6-11 years.
Join artist Simon Grennan in this family workshop, inspired
by the 'Dishes of Rotherham' exhibition.
Design and make your own paper cup and saucer using
ideas from our Rockingham pottery collection.

Wednesday 12th April 2023

11am-12noon and 1pm-2pm



Supported using public funding by
**ARTS COUNCIL
ENGLAND**




Made possible with

**Heritage
Fund**

Rotherham
Metropolitan
Borough Council

LITTLE LABORATORY

APRIL EVENTS



APR
1
3PM

MAKE YOUR OWN
EASTER SHERBETS
(@THE HYDE OUT
BIRDWELL)

APR
2
10AM &
11:20AM

LITTLE LABORATORY
CLASSIC - EASTER
SPECIAL
@WICKERSLEY
LIBRARY

APR
6
10AM & 3PM

LITTLE LABORATORY
CLASSIC - EASTER
SPECIAL (@BIRDWELL
COMMUNITY CENTRE,
BARNSELY & @WATH)

APR
12
4PM

SLIME WORKSHOP
@ THE LITTLE TOWN
OF PLAY BATLEY



APR
13
10:15 AM

ROARSOME
ERUPTING VOLCANO
WORKSHOP
(@KILHAM HALL
DONCASTER)



APR
26
4PM

MAKE YOUR OWN
SHERBETS!
@ THE LITTLE TOWN
OF PLAY
ROTHERHAM



WWW.LITTLELABORATORY.CO.UK

NEW
RIDE!

GULLIVER'S
Valley



Be one of the first to ride The Wriggler
this Easter. The brand new coaster
at Gulliver's Valley Resort!

Save more when booking your theme park
tickets online in advance:

gulliversvalleyresort.co.uk

Gulliver's Valley, Rother Valley
South Yorkshire. S26 5QW

  
@gulliversfun

JACK'S THEATRE SCHOOL EASTER BOOTCAMP



Monday 3rd April 10am-3pm Vocal Performance
7 Years and Up

Tuesday 4th April 10am-12 noon - Streetdance
7 years and Up

Tuesday 4th April 1pm-3pm - Contemporary Dance
7 years and Up

Wednesday 5th April 10am-3pm Drama
7 years and Up

Thursday 6th April 10am-12pm Mini Camp

4-7 years


Ages are recommended, call us to discuss.

Lunchtime care available on Tuesday between classes

£15 per day (3 days for £40)

£8 per 2 hour session

Based in Catcliffe, Rotherham near Waverley S60 5TA

Call us to book your place on 0777 958 2155 or scan this qr code 

1st - 16th
April 2023



SCIENCE
ADVENTURE CENTRE

Air Pavilion
Now Open

Join us for our
EGG-CELLENT EASTER!
at Magna

#magnaeaster



Family Fun
Activities

Under 5s
STEM Play

Guessing
Games

Easter Egg
Trail

FREE Annual Pass Upgrade

With every full price entry ticket - Return to visit us over the next 12 months for FREE, including the outdoor play area and Aquatek. See website for ticket T&C

Easter Egg Trail

Explore Magna Science Adventure Centre and complete the special Easter Egg Trail!

Under 5s STEM Play

Enjoy our soft play and STEM learning area specifically made for those visiting with younger children!

Guessing Games

Take part in our guessing games to be in with the chance of winning a prize!

Family Fun Activities

Let's get EGGsperimenting - join us for our fun FREE family craft activities!

Plus some EGGStra holiday activities



Find out more about our Easter programme on our website or social media:
www.visitmagna.co.uk



@magnascience



Our family activities are **FREE** with your Magna admission tickets; donations are welcome.



EASTER HEALTHY HOLIDAY

Working in partnership with local providers we will offer eligible children aged 5 - 16 the opportunity to access:

- Multi-sports • Swimming • Acting • Football
- Fitness • Arts • Drama • Music • Yoga *and more!*

Healthy Holiday Programme Venues:

Rotherham Leisure Centre | Dinnington Leisure Centre | Parkgate Astro
New York Stadium | Maltby Leisure Centre | Aston Leisure
Catcliffe Community Hall



SCAN ME



Visit: <https://www.rucst.co.uk/haf-easter-healthy-holidays/>

Call: 01709 827767 or email community@rotherhamunited.net



01709 827767



www.rucst.co.uk



@RU_CST

BROADSWORD
Supporting education in sport



FUTURE STARS CAMPS EASTER HALF TERM

- Flexible drop off between 9:00 - 10:00am
- Flexible pickup from 15:00 - 16:00
- First team player visits
- UEFA & FA qualified coaches
- Day full of futsal & football!
- Make friends



Camp @ Wickersley School and Sports College



GIRLS ONLY EASTER HALF TERM CAMP

- Flexible drop off between 9:00 - 10:00am
- Flexible pickup from 15:00 - 16:00
- First team player visits
- UEFA & FA qualified coaches
- Day full of futsal & football!
- Make friends



Camp @ Wickersley School and Sports College





Sport & Physical Activity

Eckington Swimming Pool & Fitness Centre
Live and Learn Sports

NovaCity - Parkour & Freerunning

Places for People Leisure Centres:

- Aston-cum-Aughton
- Maltby
- Rotherham (Town Centre)
- Wath-upon-Dearne

Premier Martial Arts



Rawmarsh Runstars

Rotherham Acro (acrobatic gymnastics)

Rotherham Cheerleading Academy

Rotherham United Community Sports Trust

Sitwell Cycling Club

Splashed Swim School

Yorkshire Academy of Korean Martial Arts (YAKMA)



Science, Technology, Engineering & Maths



Magna Science and Adventure



Little Laboratory

History & Heritage, Galleries & Museums

Clifton Park Museum



Boston Castle



Wentworth Woodhouse



Literacy & Languages

Grimm & co

Rotherham Libraries:

Aston, Brinsworth, Dinnington, Greasborough, Kimberworth, Kiveton Park, Maltby, Mowbray Gardens, Rawmarsh, Riverside, Swinton, Thorpe Hesley, Thurcroft, Wath, Wickersley



Mental & physical health & wellbeing

Mini First Aid (Sheffield, Rotherham, Barnsley)



Find their details here:

www.childrensuniversity.co.uk/activity-search/

*Watch this space for BRAND NEW Learning Destinations coming soon...



Dance and Theatre

Gillian Banks Theatre School  GILLIAN BANKS THEATRE SCHOOL

Helen O'Grady Drama Academy (Rotherham)  HELEN O'GRADY —DRAMA ACADEMY—

Jack's Theatre School (Catcliffe)



Killamarsh Dreams



Liquid Dance Academy

Art, Culture & Music

Rotherham Music

Maltby Miners' Welfare Training Band

Sarah Anne Bush Music



Uniformed Organisations

1st Rotherham Scout Group (Kimberworth)

11th Rotherham Guides (Whiston)

12th Rotherham Scout Group (Swallownest)

35th Rotherham (St James, North Anston) Scout Group

9th Rotherham Scout Group (Rawmarsh)

Family Learning & Multi-activity

Gulliver's Valley



Kidzone Youth Club (Brinsworth)



Whiston Youth Club

Not on the list?

If your activity provider isn't yet on the list, then nominate them here:

<https://bit.ly/CUNominateaLearningDestination>

We'll get in touch and invite them to join us...and it's FREE!

Find their details here:

www.childrensuniversity.co.uk/activity-search/

*Watch this space for BRAND NEW Learning Destinations coming soon...

Doncaster Children's University Learning Destinations 2023 (Winter)



Dance, Theatre & Music

1-2-1 Music Lessons at your Music Academy
 A Mind Apart Theatre Company- Performing Arts Classes and After School Clubs
 Arabesque Dance School
 Adams Academy of Dramatic Arts
 All that Jazz School of Dance and Acro
 Allegro theatre Dance Academy
 Cast Youth Theatre
 Claire Anderson School of Theatre and Dance
 Cre8tive Dance Company
 Dance and Fitness at KT Danz Studios
 FAB School of Dance
 Guitar Lessons
 Haydans Dance Company
 Holly Anderson
 Speech and Drama
 Nadine Martin Academy of Irish Dancing
 Nellie stages School of Theatre Dance
 RFS School of Dance - New Rossington
 Ridgeway School of Dance
 Stagecoach
 Performing Arts
 Sugar Kane's School of Dance
 Swaglets - The Point
 Swag choir - The Point
 The McLeod Academy

of Irish Dancing

Uniformed Organisations

9th Doncaster Scouts
 10th Barnby dun Scout Group
 19th Doncaster (Askern) Scout Group
 22nd Doncaster Brownies Scout Group
 28th Doncaster - Scout Group
 42nd Scawthorpe Beaver Scout Group
 42nd Scawthorpe Club Scouts Group
 42nd Scawthorpe Scouts
 55th Rainbows, Brownies and Guides
 58th Doncaster Scout Group
 61st Bentley Air Scouts Group
 62nd Beavers (Thorne)
 68th Doncaster (Hatfield) Scout Group
 71st Doncaster Scouts Group (Hunafa)
 9th Doncaster Danum (York Road) Scout Group
 Fire Cadets
 Fire station Open days
 Rainbows 5-7 Girl Guiding
 Sea Cadets
 Squirrel Wood
 7th Doncaster Boy's Brigade & Girls Association

Sport & Physical

Active Fusion
 All Stars Cricket

Barnby Dunn CC
 Bessacarr Football Club
 Chun Ma Taekwondo Tigers
 Clancy Briggs
 Balance Class
 Clancy Briggs Pedal Class
 Clancy Briggs Race Class- Biking
 Dearne Valley Life Saving Club
 Direct Martial Arts
 Doncaster Fencing Club
 Doncaster Gymnastics Academy
 Doncaster Knights Mini Juniors
 Doncaster Martial Arts Centre -(DMAC)
 East West Martial Arts
 Elmfield Gymnastics and Trampoline Club
 Endeavour Martial Arts
 Fir Tree Farm Equestrian Centre (Moss) - Horse Riding Lessons, Hacks, Stable Management,
 Football and Fitness Coaching- Sandall Beat Juniors
 Football Club @ Rosedale Primary School
 Goals football Coaching
 Green Star Canoe Club
 Harworth Colliery FC
 Horse riding Lessons- Fir Tree Farm Equestrian Centre
 Kixx- Football
 Learn to Swim (DCLT)
 Martial Arts 4U
 Spa Askern Swimming Club

Sport Works- Multi-Sports
 Sprotbrough and Cusworth Crusaders
 Stefy Bull Boxing Academy
 Stefy Bull Boxing Academy - Free Junior Fitness
 Stefy Bull Boxing Academy - Mini Hitters non contact boxing
 St Peter's Amateur Boxing Club
 Swimstars and Dolphins
 TaeKwonDo - Armthorpe, Scawsby Community Centre
 Tickhill Juniors
 Traditional Japanese Ju Jitsu
 Trundle Lane Riding School
 Ultimate Taekwondo Club
 Vulcan Show Corps/ Doncaster Danum Scout Band

Family Learning & Multi-Activity

All Aboard Family workshop - The Point
 Big farmers at Boston Park Farm
 Blast off To Planet Fun - Jane Keightley Author
 Boston Park Farm
 Board Gaming at Bake Battle & Roll
 Conisbrough Castle
 Crafts and Creations
 Doncaster Danum Gallery, Library and Museum
 Doncaster Stories Literacy Lab - Mexborough

Edenthorpe Community Library
 Elsham Activity Centre - Team Building + Gel Master
 dtmstd - First Aid for Children
 Exhibitions at The Point
 Hatfield St. Lawrence Church
 Journey education Group
 Legacy Youth
 The ME Project - Artfully Adapting After COVID
 Playtime Workshops
 P.O.P- (Place of Potential)
 Rachael's little bookworms
 Relax Kids with Hollie
 Scotty's Heros
 The Creation Station
 Thorne Children's church
 Tuneful Chatter - The Point
 Treasure Kids - Life Church
 Twisted Knot at the Hive
 Yorkshire Wildlife Park

Outdoors, Nature & Environment

Doncaster Forest School
 Forest Kind
 Friends of Sandall Beat
 Potteric Carr - Home Education
 Potteric Carr - Home Education; Forest School
 Reptile rendezvous and Furry Friends- animal Handling
 Wildings and Wellbeing
 CIC - Community Forest School

Contact Us

Email: heather.coultard@don.ac.uk | liane.clark@don.ac.uk | rachel.tindall@don.ac.uk
Facebook: DoncasterChildrensUniversity **Twitter:** @DoncasterChildU
Address: Doncaster College, The Hub, Chappell Drive, Doncaster DN1 2RF
Web: www.childrensuniversity.co.uk





Dance and Theatre

A Mind Apart Theatre Company
Constance Grant Dance Centre
Dance Unlimited
Dinky Divas Dance
Excel Dance
Funky Dance Fever
Grow Theatre
Hype Dance Academy
Montgomery Theatre
Noodle Performance Arts Ltd
Razzamataz Theatre School (Sheffield)
Ruth Marsh School of Dancing
Sheffield Theatres
Spotlight School of Dance
Stagecoach Sheffield
Stepz Dance Academy

Science, Technology, Engineering & Maths

Amazelab
ComputerXplorers
Discovery STEM Education
Imagination Gaming
Maker Futures (Uni of Sheffield)
Steamworks FabLab
Uni of Sheffield - science and engineering

Family Learning & Multi-activity

Foxhill Forum
Imagination Gaming
MASKK
Sheffield BID
Sheffield Family Learning
Sheffield Hallam Uni - Outreach activities
Sheffield Young Carers Project
Sparkle Sheffield
Springfield TARA
St Mary's Church - Handsworth
ZEST

Galleries & Museums

Abbeydale Industrial Hamlet Museum
Graves Gallery
Kelham Island Industrial Museum
Millennium Gallery
National Emergency Services Museum
Weston Park Museum

History & Heritage

Abbeydale Industrial Hamlet
Arriba Learning
Japanese Play Group and Study Club
Manor Lodge Discovery Centre
Penny Rea Projects
Se habla Espanol
Sheffield Chinese School
Sheffield Young Archaeologists Club

Art, Culture & Music

AS Music School
Broomhill Music
Concord Allstars Junior Marching Band
Concord Youth Music (see above)
Create Sheffield (Sheffield Adventures)
Harmony Music School
Ignite Imaginations
Kids Arts Academy
OpenUp Sheffield
Peter Burt - Piano and Guitar lessons
Sheffield Music Academy
Sheffield Music Hub
Sheffield Theatres
Silverwood Music School
Third Angel
Yorkshire Artspace

Outdoors, Nature & Environment

Discover TRIBE
Foresteers
Grow Theatre
Rivelin Woodland Skills
Secret Garden (Friends of Zion Graveyard)
South Yorkshire Orienteers
Springfield TARA
Storybook Forest School

Literacy & Languages

Arriba Learning
Japanese Play Group and Study Club
Learn Spanish with Liz
Se habla Espanol
Sheffield Chinese School
Speaque
Star Mandarin School
Sheffield Libraries - Broomhill, Burngreave,
Central Children's, Chapeltown, Crystal Peaks,
Darnall, Ecclesall, Ecclesfield, Firth Park,
Frecheville, Gleadless, Greenhill, Highfield,
Hillsborough, Jordanthorpe, Manor, Newfield,
Park, Parson Cross, Southey, Stannington,
Stocksbridge, Tinsley, Totley, Upperthorpe,
Walkley, Woodhouse, Woodseats

Mental & physical health & wellbeing support

Mini First Aid (Sheffield)
Sheffield Young Carers Project
Sparkle Sheffield

Study Support & Tuition

Explore Learning - Sheffield
Kip McGrath Education Centres - Sheffield
(East, Central, North, South East &
South West)
KUMON - Crookes Centre
Tailored Tuition
The Learning Studio

See next page for...

- Sports and physical activity
- Uniformed organisations



Find their details here:

www.childrensuniversity.co.uk/activity-search/



Sport & Physical

(Hallamshire) Academy of Tennis
Active Kids at Sport Sheffield (University of Sheffield)
Active Summer Camps
Arches School Sports Partnership
Awesome Walls (Sheffield)
Castle Martial Arts
Chapelton Amateur Swimming Club
Climbing Works
Excel Martial Arts
Fulwood Sports Club (John Mullins Squash Academy)
Graves Health & Sports Centre
Greentop Circus
Grenoside Equestrian Centre
High Green Gymnastics Academy
Hillsborough Park Rangers Under 9s team
King Edwards Swimming Pool
Leisure United (formerly St George's Park) - Graves,
Thornccliffe & Westfield Centres
Little Messys Sheffield
Pilsung Taekwondo (EISS centre)
Sheffield City Trust - Concord Sports Centre, EISS,
Heeley, Hillsborough, Ice Sheffield, Ponds Forge,
Springs, & Westfield Centres

Sheffield Diving
Sheffield Gymnastics Academy
Sheffield Hatters Community Basketball Club
Sheffield Horangi Taekwondo
Sheffield Lifesaving Club
Sheffield Roller Hockey Academy
Sheffield Swim School
Sheffield United Community Foundation Football Camp
Sheffield United Cricket Club
Sheffield Wednesday FC Community Programme
Sheffield Wildcats Rink Hockey Club
South Yorkshire Orienteers
Thornccliffe Health & Sport Centre
Underbank Outdoor Activity Centre (AKA Peak
Adventures)
Westfield Junior Badminton Club
Wortley Rugby Union Club
Yong-gi Tae kwon do
ZEST

Uniformed Organisations

1st Hallam and Crosspool Rainbows
1st Beighton Brownies
2nd Beighton Rainbows
25th Sheffield (Ecclesfield) Scout Group
35th Sheffield St Oswald's Scout Group
54th Sheffield Boys' Brigade
54th Sheffield (St Luke's Rainbows, Brownies)
54th Sheffield (Lodge Moor) Guides
57th Fulwood Rainbows
89th (Shortbrook) Brownies
142nd (Sheffield) Frecheville Brownies
142nd (Sheffield) Fulwood Scout Group
146th Sheffield Scouts
150th Wadsley Scouts
160th Sheffield Brownies
170th Sheffield Brownies
172nd (St Peter's) Greenhill Brownies
173rd (St Peter's) Sheffield Rainbows
173rd Sheffield Scout Group (Woodhouse)
186th Sheffield Scout Group
192nd Sheffield Brownies (High Green)
192nd Sheffield Guides (High Green)
205th Sheffield Rainbows
205th Sheffield Brownies
205th Sheffield Guides
219th Sheffield Scouts
229th Sheffield (Greenhill) Scouts
230th Sheffield (Gleadless) Scouts
265th Sheffield Scouts
267th Sheffield (Dore) Scout Group
273rd Handsworth Beavers, Cubs & Scouts
280th Norton St James Scout Group - Beaver colony

See first page for...

- Dance & Theatre
- Galleries & Museums
- Outdoors, Nature & Environment
- Study Support
- Science, Technology, Engineering & Maths
- History & Heritage
- Literacy & Languages
- Family Learning & Multi-activity
- Art, Culture & Music
- Mental Health & Wellbeing Support



Find their details here:

www.childrensuniversity.co.uk/activity-search/

Nominate a Learning Destination!



Do you know an activity provider who'd make a GREAT Learning Destination?

Nominate them today:

<https://bit.ly/CUNominateaLearningDestination>

it's FREE for them to join!

there's loads of benefits on offer!

We'll contact them with more info, and invite them to join Rotherham Children's University. Once they're validated, you and your friends will be able to earn CU credits at their activities, if you have a CU Passport to Learning

for more info, contact h.oades@shu.ac.uk

WHY NOT PRINT THIS PAGE, CUT OUT THE SLIPS AND TAKE THEM ALONG TO ACTIVITY PROVIDERS TO INVITE THEM TO JOIN ROTHERHAM CU?



You're invited!



I am a member of Rotherham Children's University (CU) and I'd LOVE it if this club/group joined in too!

I earn CU credits for choosing to take part in high quality, learning activities in my own time. These credits lead to 30 different awards, as well as them helping to build my confidence, motivation, and self-esteem, develop skills, make new friends and have fun. Ask me to tell you about it!

It would be AMAZING if children were able to collect CU credits for taking part in activities here too, but we can't until this organisation is registered. It's FREE for you to join, and a really quick and easy process. Just add a few details on the link below and the CU Team will be in touch: www.childrensuniversity.co.uk/get-involved/learning-providers/ Once registered, you don't have loads of paperwork to fill in plus it might even bring in more members to our group. There's lots of benefits for you as well - free publicity is just one of them!

Contact Helen Oades (h.oades@shu.ac.uk or 07760 116874) for more info. I hope you'll be able to join soon so I can earn more CU awards!



You're invited!



I am a member of Rotherham Children's University (CU) and I'd LOVE it if this club/group joined in too!

I earn CU credits for choosing to take part in high quality, learning activities in my own time. These credits lead to 30 different awards, as well as them helping to build my confidence, motivation, and self-esteem, develop skills, make new friends and have fun. Ask me to tell you about it!

It would be AMAZING if children were able to collect CU credits for taking part in activities here too, but we can't until this organisation is registered. It's FREE for you to join, and a really quick and easy process. Just add a few details on the link below and the CU Team will be in touch: www.childrensuniversity.co.uk/get-involved/learning-providers/ Once registered, you don't have loads of paperwork to fill in plus it might even bring in more members to our group. There's lots of benefits for you as well - free publicity is just one of them!

Contact Helen Oades (h.oades@shu.ac.uk or 07760 116874) for more info. I hope you'll be able to join soon so I can earn more CU awards!



You're invited!



I am a member of Rotherham Children's University (CU) and I'd LOVE it if this club/group joined in too!

I earn CU credits for choosing to take part in high quality, learning activities in my own time. These credits lead to 30 different awards, as well as them helping to build my confidence, motivation, and self-esteem, develop skills, make new friends and have fun. Ask me to tell you about it!

It would be AMAZING if children were able to collect CU credits for taking part in activities here too, but we can't until this organisation is registered. It's FREE for you to join, and a really quick and easy process. Just add a few details on the link below and the CU Team will be in touch: www.childrensuniversity.co.uk/get-involved/learning-providers/ Once registered, you don't have loads of paperwork to fill in plus it might even bring in more members to our group. There's lots of benefits for you as well - free publicity is just one of them!

Contact Helen Oades (h.oades@shu.ac.uk or 07760 116874) for more info. I hope you'll be able to join soon so I can earn more CU awards!



You're invited!



I am a member of Rotherham Children's University (CU) and I'd LOVE it if this club/group joined in too!

I earn CU credits for choosing to take part in high quality, learning activities in my own time. These credits lead to 30 different awards, as well as them helping to build my confidence, motivation, and self-esteem, develop skills, make new friends and have fun. Ask me to tell you about it!

It would be AMAZING if children were able to collect CU credits for taking part in activities here too, but we can't until this organisation is registered. It's FREE for you to join, and a really quick and easy process. Just add a few details on the link below and the CU Team will be in touch: www.childrensuniversity.co.uk/get-involved/learning-providers/ Once registered, you don't have loads of paperwork to fill in plus it might even bring in more members to our group. There's lots of benefits for you as well - free publicity is just one of them!

Contact Helen Oades (h.oades@shu.ac.uk or 07760 116874) for more info. I hope you'll be able to join soon so I can earn more CU awards!